



## Student Guide

to “Jahziah” Standardized Tests for Graduates  
of Higher Education Institutions

2026AD – 1447AH



بِسْمِ اللَّهِ الرَّحْمَنِ الرَّحِيمِ



# Table of Contents

Introduction	4
First: Information about the Test	5
Second: Jahziah Test Schedule for 2026	5
Third: Academic Standards for the Targeted Specializations	6
Fourth: Pre-Test Instructions	6
Fifth: Instructions Inside the Test Hall	7
Sixth: Accessing the Test Platform	7



## ◆ Introduction:

Guided by its mission and objectives, the Education and Training Evaluation Commission works in close collaboration with government entities to enhance the quality and efficiency of education and training, in alignment with the highest international standards, thereby contributing to the realization of Saudi Vision 2030 and the objectives of the Human Capability Development Program.

Building on this foundation, ETEC announced the launch of Jahziah Standardized Tests for graduates of higher education institutions, as a key output of the Higher Education Graduates' Readiness for the Labor Market Program (Jahziah). The tests are designed to measure students' achievement of program learning outcomes among undergraduate candidates expected to graduate, and to support public and private universities and colleges in assessing the quality of their educational outputs and identifying opportunities for improvement, without having any impact on students' academic progression or graduation decisions.

These standardized tests are implemented pursuant to a decision of the University Affairs Council, mandating the generalization of standardized testing with the aim of evaluating graduates' learning outcomes in terms of knowledge, skills, and values across academic disciplines, as well as measuring the quality of educational processes and outputs through tests administered by ETEC.

In light of this, ETEC launched the Higher Education Graduates' Readiness for the Labor Market Program (Jahziah) to establish discipline-specific frameworks that define the minimum required knowledge, skills, and values for each academic field. This is achieved through collaboration between academic teams from universities and specialized teams representing national entities and relevant private sector organizations, followed by the development of standardized tests for graduates based on these discipline-specific frameworks.

The measurement of academic program outputs aims to strengthen graduates' attainment of the minimum required knowledge, skills, and values (learning outcomes) for each discipline, enhance university graduates' readiness to enter the labor market, and promote alignment between academic program outputs and labor market requirements. It also contributes to reducing unemployment rates and increasing gross domestic product, in support of the objectives of Saudi Vision 2030.



## First: Information about the Test

<b>Start of Test Administration</b>	01 /02/ 2026AD
<b>End of Test Administration</b>	17 / 02 / 2026AD
<b>Administration Mechanism</b>	Computer-Based, In-Person
<b>Test Venue</b>	University Computer Laboratories
<b>Administration Time</b>	During official university working hours, from 9:00 a.m. to 3:00 p.m., according to the daily administration schedules (as specified in Second: Jahziah Test Schedule for 2026).
<b>Target Group</b>	Students expected to graduate during the 2025–2026 academic year
<b>Fields of Specialization</b>	51 disciplines (as specified in Second: Jahziah Test Schedule for 2026)
<b>Administration Instruments</b>	<ul style="list-style-type: none"><li>◆ Multiple-choice questions (55–85), depending on the discipline.</li><li>◆ General questionnaire.</li></ul>
<b>Test Duration</b>	Varies by discipline and ranges from 90 to 120 minutes, including the questionnaire.
<b>Test Language</b>	<ul style="list-style-type: none"><li>◆ English for the following disciplines: Engineering, Computer Science, Actuarial and Financial Mathematics, English (Linguistics), Translation, and English Literature.</li><li>◆ Arabic for the following disciplines: Public Administration, Public Relations, and Heritage Resources Management.</li><li>◆ Arabic or English for the remaining disciplines, as determined by each university.</li></ul>





## Second: Jahziah Test Schedule for 2026

Date	Time	Discipline	Test Duration
Sunday 1st of February	9:00 am	Electrical Engineering	120 Minutes
	12:30 pm	Civil Engineering	120 Minutes
		Chemical Engineering	120 Minutes
Monday 2nd of February	9:00 am	Mechanical Engineering	120 Minutes
	12:30 pm	Architecture	120 Minutes
		Industrial Engineering	120 Minutes
Tuesday 3rd of February	9:00 am	Artificial Intelligence	90 Minutes
		Information Systems	90 Minutes
	12:30 pm	Information Technology	90 Minutes
		Cybersecurity	90 Minutes
Wednesday 4th of February	9:00 am	Software Engineering	90 Minutes
		Computer Engineering	90 Minutes
	12:30 pm	Computer Science	90 Minutes
Thursday 5th of February	9:00 am	Mathematics	110 Minutes
		Statistics	110 Minutes
	12:30 pm	Chemistry	90 Minutes
		Actuarial and Financial Mathematics	110 Minutes
Sunday 8th of February	9:00 am	Biochemistry	90 Minutes
		Botany	90 Minutes
	12:30 pm	Biology (General)	90 Minutes
		Zoology	90 Minutes
Monday 9th of February	9:00 am	Microbiology	90 Minutes
		Geology	90 Minutes
		Geophysics	90 Minutes
	12:30 pm	Physics	90 Minutes
		Astronomy	90 Minutes
Tuesday 10th of February	9:00 am	Management Information Systems	90 Minutes
	12:30 pm	Accounting	90 Minutes






## Second: Jahziah Test Schedule for 2026

Date	Time	Discipline	Test Duration
Wednesday 11th of February	9:00 am	Finance and Investment	90 Minutes
		Economics	90 Minutes
		Public Administration	90 Minutes
	12:30 pm	Business Administration	90 Minutes
Thursday 12th of February	9:00 am	Marketing	90 Minutes
		Insurance and Risk Management	90 Minutes
		Banking and Financial Markets	90 Minutes
	12:30 pm	Law	90 Minutes
Sunday 15th of February	9:00 am	Public Relations	90 Minutes
		Journalism	90 Minutes
		Advertising and Marketing Communications	90 Minutes
		Visual and Audio Media	90 Minutes
	12:30 pm	Finance	90 Minutes
		Human Resources	90 Minutes
Monday 16th of February	9:00 am	Event Management and Organization	90 Minutes
		Hospitality Management	90 Minutes
		Heritage Resources Management	90 Minutes
	12:30 pm	Tourism Guidance	90 Minutes
		Tourism Management	90 Minutes
		Archaeology	90 Minutes
Tuesday 17th of February	9:00 am	Translation	90 Minutes
		English Literature	90 Minutes
	12:30 pm	English Language (Linguistics)	90 Minutes





## Third: Academic Standards for the Targeted Specializations

	Specialization	Standards Link
	Electrical Engineering	<a href="#">Click here</a>
	Civil Engineering	<a href="#">Click here</a>
	Chemical Engineering	<a href="#">Click here</a>
	Mechanical Engineering	<a href="#">Click here</a>
	Architecture	<a href="#">Click here</a>
	Industrial Engineering	<a href="#">Click here</a>
	Artificial Intelligence	<a href="#">Click here</a>
	Information Systems	<a href="#">Click here</a>
	Information Technology	<a href="#">Click here</a>
	Cybersecurity	<a href="#">Click here</a>
	Software Engineering	<a href="#">Click here</a>
	Computer Engineering	<a href="#">Click here</a>
	Computer Science	<a href="#">Click here</a>
	Mathematics	<a href="#">Click here</a>
	Statistics	<a href="#">Click here</a>
	Chemistry	<a href="#">Click here</a>
	Actuarial and Financial Mathematics	<a href="#">Click here</a>
	Biochemistry	<a href="#">Click here</a>
	General Botany	<a href="#">Click here</a>
	General Biology	<a href="#">Click here</a>
	Zoology	<a href="#">Click here</a>
	Microbiology	<a href="#">Click here</a>
	Geology	<a href="#">Click here</a>
	Geophysics	<a href="#">Click here</a>
	Physics	<a href="#">Click here</a>
	Astronomy	<a href="#">Click here</a>
	Management Information Systems	<a href="#">Click here</a>
	Accounting	<a href="#">Click here</a>
	Finance and Investment	<a href="#">Click here</a>
	Economics	<a href="#">Click here</a>





## Third: Academic Standards for the Targeted Specializations

	Specialization	Standards Link
	Public Administration	<a href="#">Click here</a>
	Business Administration	<a href="#">Click here</a>
	Marketing	<a href="#">Click here</a>
	Risk Management and Insurance	<a href="#">Click here</a>
	Banking and Financial Markets	<a href="#">Click here</a>
	Law	<a href="#">Click here</a>
	Public relations	<a href="#">Click here</a>
	Journalism	<a href="#">Click here</a>
	Advertising and Marketing Communication	<a href="#">Click here</a>
	Audiovisual Media	<a href="#">Click here</a>
	Finance	<a href="#">Click here</a>
	Human Resource	<a href="#">Click here</a>
	Event Management	<a href="#">Click here</a>
	Hotel Management	<a href="#">Click here</a>
	Heritage resources	<a href="#">Click here</a>
	Tourism Guidance	<a href="#">Click here</a>
	Tourism Management	<a href="#">Click here</a>
	Archaeology	<a href="#">Click here</a>
	Translation	<a href="#">Click here</a>
	English Literature	<a href="#">Click here</a>
	English Language and Linguistics	<a href="#">Click here</a>





## Fourth: Pre-Test Instructions

1. Your university and the Qiyas Center will notify you of the test date and test venue sufficiently in advance.
2. Ensure that you confirm the test administration date and test venue.
3. The test will be administered computer-based, in-person at university computer laboratories.
4. Prepare for the test by reviewing the academic standards for your discipline, on which the test has been developed.
5. Arrive at the test venue at least 30 minutes before your scheduled test start time.
6. Bring one of the approved identification documents: National ID, Resident ID, Passport, or Driving License, or present a digital ID via **Tawakkalna** Services application.

## Fifth: Instructions Inside the Test Hall

1. Test takers are expected to take the test seriously and respond to all questions with due care and accuracy.
2. The use of mobile phones is strictly prohibited. All phones must be switched off and placed in the designated plastic bag provided upon entry to the test hall.
3. A built-in calculator is available within the test platform and may be used during the test.
4. Scratch paper will be provided by the test administrator for rough work and must be returned at the end of the test.
5. The use of textbooks, notebooks, or any written materials inside the test hall is strictly prohibited.
6. Any formulas or equations required to answer specific questions will be provided within the test interface.
7. If restroom access is required, test takers must raise their hand and inform the test administrator. Test time will continue and will not be paused.
8. The test consists of one timed section determined by the discipline. Upon completion of the test, test takers must proceed to the questionnaire.
9. Test takers must maintain silence inside the test hall to avoid disturbing others. Assistance may be requested by raising a hand to alert the test administrator.



## Sixth: Accessing the Test Platform

1. The test administrator will grant you access to your test page, where the instructions screen will appear. Please read the instructions carefully before proceeding to the next step.

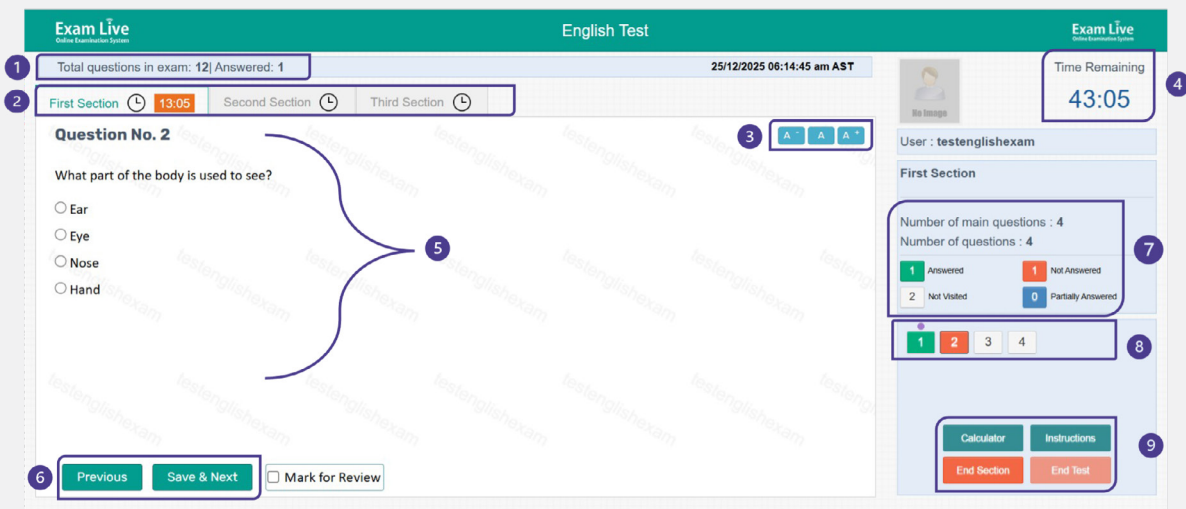
- The following explains the screen above, based on the numbered labels in the image:
    1. Test instructions: Read them carefully, then click **(Next)**.
    2. Your details: This section displays your personal information.
2. After clicking **(Next)**, you will be directed to the following page:



- The following explains the screen above, based on the numbered labels in the image:

This page contains additional important instructions, including acknowledgment of the Non-Disclosure Agreement and selection of the default language. It is the final page before the test begins and includes the following:

1. Non-Disclosure Agreement field: You must acknowledge and accept it to proceed with the process.
2. After accepting, click **(Ready for Test)** to begin your test.
3. The system will then direct you to the first section of the test. The image below illustrates the components of the test question screen:



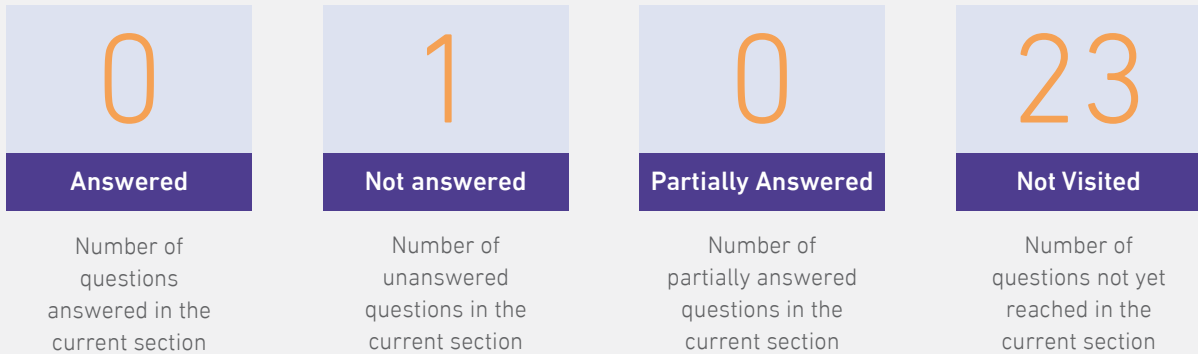
- The following explains the test page based on the numbered labels in the image:

1. Total number of test questions and the number of questions you have answered since the start of the test.
2. Test sections, along with a countdown timer showing the remaining time for the current section.
3. Icons to increase or decrease the question text size.
4. A countdown timer indicating the remaining time for the entire test.
5. Area displaying the question-and-answer options.
6. **(Save and Next)** icon: This icon saves your answer and moves you to the next question. To save your response and proceed, you must click this icon. You may also select **(Flag for Review)** to mark a question. An answer must be selected for the flag to appear, allowing you to return to and review the question later. Flagged questions will be indicated by a symbol (●) displayed above the question.





7. Displays the number of questions in this section and their distribution according to the following categories:



8. Questions in the current section; you may navigate between questions by clicking on the question number.
9. You can open the calculator by clicking ( [Calculator](#) ) icon to display it. To view the calculator, you may click the following link: <https://tests.etc.gov.sa/local/qiyas/calc/>
10. Some disciplines include formulas that can be displayed by clicking ( [Instructions](#) ) To end the section or submit the test, you may click one of the two icons ( [End Section](#) [End Test](#) ) When you click the icon ( [End Section](#) ) the confirmation message below will appear to confirm completion.

**Note: moving to the next section will deduct the remaining section time from your exam time. You will not be able to access this section again.**

No

Ok, go to next section





If this is the final section of the test, a confirmation message to submit the test will appear.

## Confirm End Test ✕

---

You have attempted 3 question(s) out of 12. Once the Test ends, you will not be able to solve it again. Do you really want to end the Test?

---

4. You will then be directed to the questionnaire, which is the final part to be completed. After submission, the message (**The test has ended. We wish you success**) will pop up.
5. Log out of the test platform, then quietly raise your hand so that the test administrator can verify your logout and direct you to exit the test hall.

**Good Luck,,**





# هيئة تقويم التعليم والتدريب

Education & Training Evaluation Commission